ORIGINAL
IF IN RED

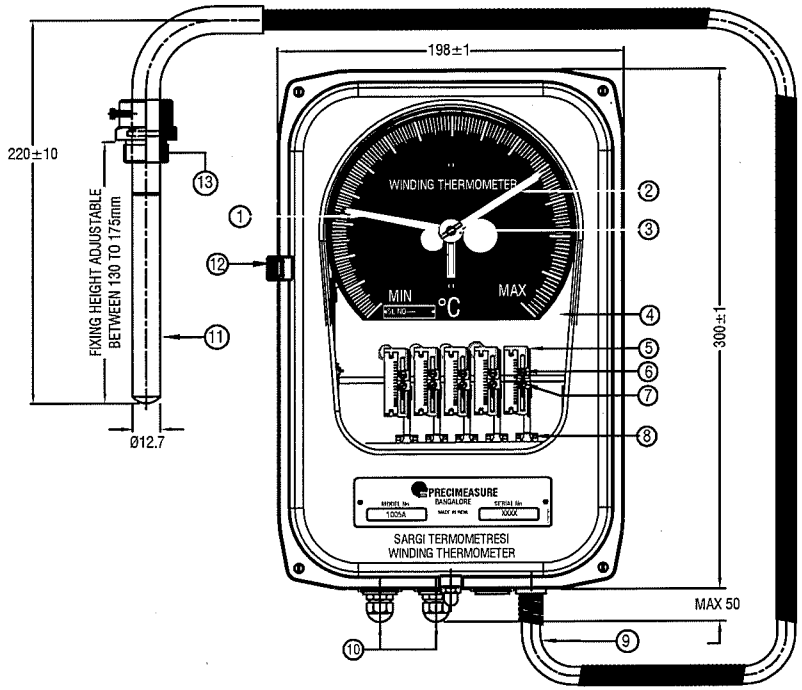

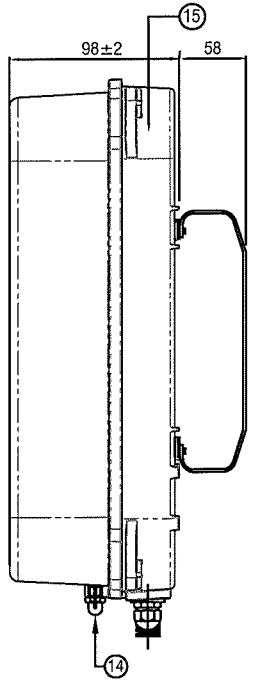

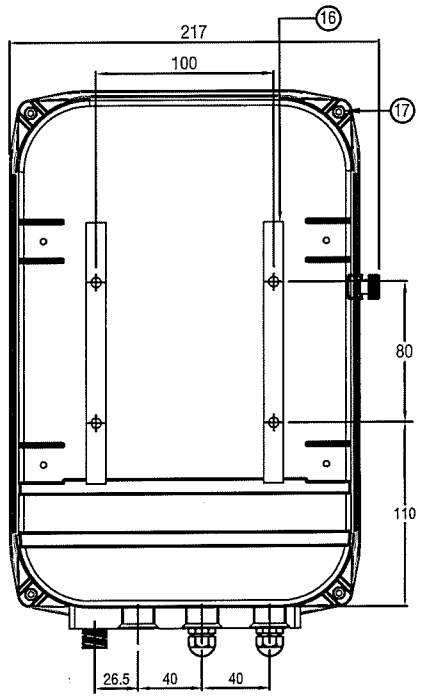

1	INDICATING POINTER - WHITE COLOR
2	MAXIMUM POINTER - RED COLOR
3	MAXIMUM POINTER RESETTING SCREW
4	WINDOW GLASS-UV RESISTANT POLYCARBONATE
5	SWITCH CAM THAT OPERATE THE CONTACTS
6	SWITCH SETTING POINTER
7	DIFFERENTIAL SWITCH SETTING POINTER
8	MICROSWITCH
9	CAPILLARY TUBE PROTECTED BY STAINLESS STEEL ARMOUR
10	CABLE GLAND - MAX 2No's FOR ELECTRICAL ENTRY
11	SENSING BULB-MATERIAL:BRASS, FINISH:NATURAL
12	SWITCH TEST KNOB
13	UNION
14	AIR VENT
15	INSTRUMENT CASE - ENCLOSURE PART NO : EN5
16	STAINLESS STEEL ANTI-VIBRATION MOUNT
17	ALL EXTERNAL FASTENERS- MATERIAL: BRASS FINISH ; NICKLE PLATED

MATERIAL : CASE: DIE CAST ALUMINIUM
FINISH: COLOR OPTIONS
F1: LIGHT GREY - SHADE 631 of IS-5
F2: RAL7000
F3: RAL7033
F4: RAL7032

PROTECTION CLASS : IP65 - IEC 60529
SWITCH TYPE : MICRO SWITCH -MAXIMUM 5nos
S1 TO S5 ADJUSTABLE DIFFERENTIAL 8°C TO 40°C

STDS2: STANDARD SWITCH 2nos CHANGEOVER
STDS3: STANDARD SWITCH 3nos CHANGEOVER
STDS4: STANDARD SWITCH 4nos CHANGEOVER
STDS5: STANDARD SWITCH 5nos CHANGEOVER

MBOS2: MBO SWITCH 2nos CHANGEOVER
MBOS3: MBO SWITCH 3nos CHANGEOVER
MBOS4: MBO SWITCH 4nos CHANGEOVER
MBOS5: MBO SWITCH 5nos CHANGEOVER

RANGE : OPTIONS
R1: 0 - 150°C ,
R2: 0 - 160°C ,

ACCURACY : ±1% OF FSD

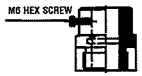

UNION MATERIAL: BRASS
FINISH: NATURAL

U1: UNION 1/2" BSPP MALE
U2: UNION 3/4" BSPP MALE
U3: UNION 1" BSPP MALE
U4: UNION 1/2" BSPP FEMALE
U5: UNION 3/4" BSPP FEMALE

CAPILLARY LENGTH
C1: 1MTR
C2: 2MTR
upto C25: 25MTR

CABLE GLAND : MATERIAL BRASS-NICKLE PLATED
CG1: M20
CG2: PG16
CG3: PG16 TO M25 ADAPTOR +M25 Cable Gland

SAMPLE ORDER: WTI / F1 / MBOS2 / R2 / U3 / C6 / CG2

MICRO SWITCH MAKING AND BREAKING CONTACT RATING

		RATED VOLTAGE	RESISTIVE LOAD
OPTION 1	STANDARD SWITCH	125 VAC	15A
		250 VAC	15A
		30 VDC	10A
		125 VDC	1A
		250 VDC	0.5A
OPTION 2	MBO	125 VAC	15A
		250 VAC	15A
		30 VDC	10A
		125 VDC	5A
		250 VDC	5A

*MBO - MAGNETIC BLOW OUT, HIGH DC SWITCHING,

MOUNTING HOLE DIMENSIONS

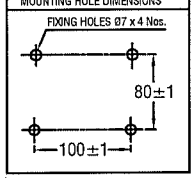

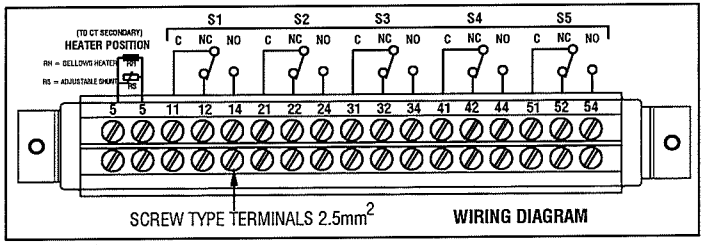

WIRING DIAGRAM

ALL DIMENSIONS ARE IN MILLIMETRES UNLESS OTHERWISE STATED

*GEN. NOTE: SHARP EDGES NOT ALLOWED.

TOLERANCE MEDIUM IS : 2102

PRECIMEASURE
Protection and Beyond....

REV.No.	ZONE	BRIEF RECORD	DATE

SCALE: N.T.S.

TITLE: OVERALL DIMENSION OF TEMPERATURE INDICATOR / CONTROLLER - WTI MODEL No.: 1005A
SARGI TERMOMETRESI

MATERIAL: AS ABOVE
FINISH: AS ABOVE

PREPARED	NAGESH	25.11.19
CHECKED		
APPROVED		

DRAWING NUMBER M05-S-0004

DRG TYPE STANDARD / ~~CUSTOMIZED~~

QTY/UNIT

A B C D