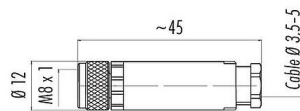


Product description	M8 Female cable connector, Contacts: 4, 3.5-5.0 mm, unshielded, screw clamp, IP67, UL 2238
Area	M8
Coding	A-coded
Series	768
Part no.	99 3376 100 04

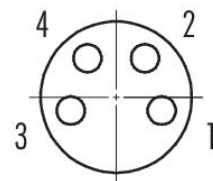
Illustration



Scale drawing



Contact arrangement (Plug-in side)



You can find the assembly instructions on the next page.

Technical data

General features

Part no.	99 3376 100 04
Connector design	Female cable connector
Type standard	DIN EN 61076-2-104
Coding	A-coded
Version	Connector socket straight
Connector locking system	screw
Termination	screw clamp
Degree of protection	IP67
Connection cross-section	0.14-0.50 mm ² / AWG 26-20
Cable outlet	3.5-5.0 mm
Temperature range from/to	-40 °C / 85 °C
Mechanical operation	> 100 Mating cycles
Weight (g)	9.29
Customs tariff number	85369010
Country of Origin	DE

Electrical parameters

Rated voltage	60 V (UL 30 V)
Rated impulse voltage	1500 V
Rated current	4.0 A
Pollution degree	3
Overvoltage category	III

Product description	M8 Female cable connector, Contacts: 4, 3.5-5.0 mm, unshielded, screw clamp, IP67, UL 2238
Area	M8
Coding	A-coded
Series	768
Part no.	99 3376 100 04

Insulating material group	II
EMC compliance	unshielded

Material

Housing material	PBT (UL94 V-0)
Contact body material	PA66 (UL94 HB)
Contact material	CuSn (bronze)
Contact plating	Au (gold)
Locking material	CuZn (brass)
REACH SVHC	CAS 7439-92-1 (Lead)
SCIP number	bc1716bc-05e1-475b-bc67-416d24b66e65

Authorization/approvals

Approvals	UL 2238
-----------	---------

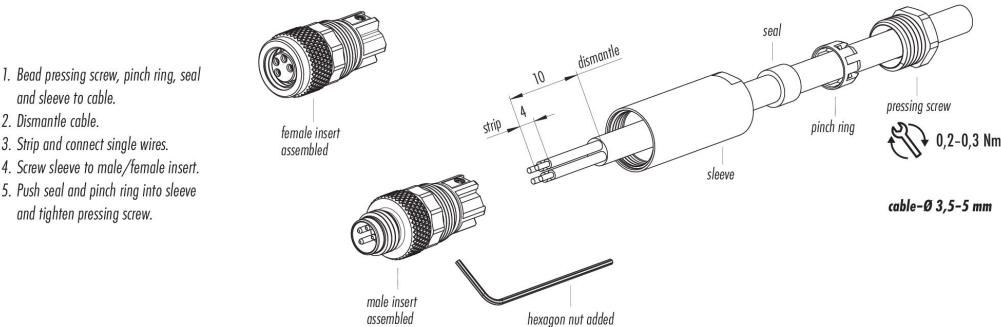
Classifications

eCl@ss 11.1	27-44-01-02
ETIM 9.0	EC002635

Declarations of conformity

Low Voltage Directive	2014/35/EU (EN 60529:1991 2014/35/EU;EN 60204-1:2018)
-----------------------	---

Assembly instructions



Product description	M8 Female cable connector, Contacts: 4, 3.5-5.0 mm, unshielded, screw clamp, IP67, UL 2238
Area	M8
Coding	A-coded
Series	768
Part no.	99 3376 100 04

Security notices

The connector must not be plugged or unplugged under load. Non-observance and improper use can result in personal injury.

The connectors have been developed for applications in plant engineering, control and electrical equipment construction. The user is responsible for checking whether the connectors can also be used in other areas of application.

To protect against unintentional opening of the connector, the thread between the housing and the connector head must be secured with a suitable cyanoacrylate adhesive when used in circuits with voltages dangerous to the touch. This does not apply to connectors used in SELV and PELV circuits according to IEC 61140 (EN 61140, VDE 0140-1).

Connectors which are used in circuits with voltages dangerous to the touch may only be installed and used by, or under the supervision of, persons with electrical engineering training, taking into account the applicable regulations and standards.

The user must take suitable safety precautions to ensure that the connector cannot be accidentally disconnected.

Plug connectors with enclosure protection IP67 and IP68 are not suitable for use under water. When used outdoors, the plug connectors must be protected separately against corrosion. For further information on the IP protection classes, please refer to the "Technical Information" download centre.

Please observe the pollution degree and the overvoltage category. For further information, please refer to the download center "Technical Information".

To lock the cable connector with the device connector, the threaded ring is tightened "hand-tight" (approx. 50 cNm).